

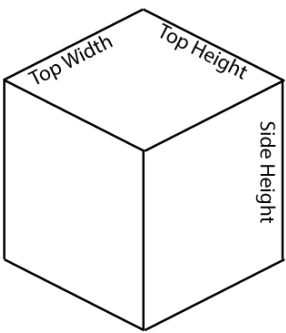
# Fearless Makers

## Ottoman Cover



There is a full video available for this project that goes through the entire process of measuring and constructing the cover. These diagrams will help you understand the process a little better. You can fill in the blanks provided and do the calculations for your own custom cover.

### Measurements Needed



Seam Allowance  
Hem Allowance

### 1 - Measure

Measure the object you are covering and determine your hem and seam allowances.

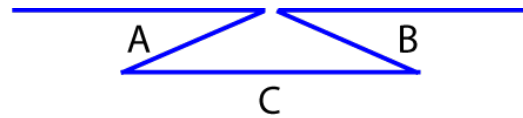
- \_\_\_\_\_ Top Width
- \_\_\_\_\_ Top Height
- \_\_\_\_\_ Side Height
- \_\_\_\_\_ Seam Allowance
- \_\_\_\_\_ Hem Allowance

### 2 - Calculate Pleat Depth

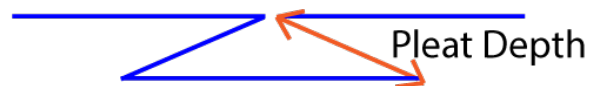
How deep will your pleats be? That is the pleat depth as shown in red on the diagram. C is equal to A + B. For each pleat you will need Pleat Depth x 4 in extra fabric.

\_\_\_\_\_ Pleat Depth x 4 = \_\_\_\_\_ Extra Fabric per Pleat  
OR

A \_\_\_\_\_ + B \_\_\_\_\_ + C \_\_\_\_\_ = \_\_\_\_\_ Extra Fabric per Pleat



Extra Fabric for Pleat = A + B + C  
OR  
Pleat Depth x 4



### 3 - Calculate the Fabric for the Top

Top Height (Step 1) \_\_\_\_\_ + (Seam Allowance \_\_\_\_\_ x 2) = \_\_\_\_\_

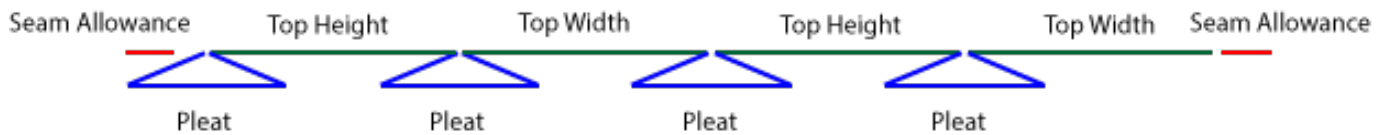
Top Width (Step 1) \_\_\_\_\_ + (Seam Allowance \_\_\_\_\_ x 2) = \_\_\_\_\_

## 4 - Calculate the Fabric Height for Sides

$$\begin{aligned}
 &+ \text{ \_\_\_\_\_\_ } \text{ Side Height (Step 1)} \\
 &+ \text{ \_\_\_\_\_\_ } \text{ Seam Allowance (Step 1)} \\
 &+ \text{ \_\_\_\_\_\_ } \text{ Hem Allowance (Step 1)} \\
 &= \text{ \_\_\_\_\_\_ } \text{ Total Side Height Required}
 \end{aligned}$$

# Side

## 5 - Calculate the Fabric Length for Sides



$$\begin{aligned}
 &+ \text{ \_\_\_\_\_\_ } \text{ Top Height (Step 1) } \text{ \_\_\_\_\_\_ } \times 2 \\
 &+ \text{ \_\_\_\_\_\_ } \text{ Top Width (Step 1) } \text{ \_\_\_\_\_\_ } \times 2 \\
 &+ \text{ \_\_\_\_\_\_ } \text{ Seam Allowance (Step 1) } \times 2 \\
 &+ \text{ \_\_\_\_\_\_ } \text{ \# Pleats (4) } \times \text{ Pleat Fabric Needed } \text{ \_\_\_\_\_\_ } \text{ (Step 2)} \\
 &= \text{ \_\_\_\_\_\_ } \text{ Total Side Length Required}
 \end{aligned}$$

## Total Fabric Needed for Project

I need a piece of fabric for the top that is        High(Step 3) X        Wide(Step 3)

I need a piece of fabric for the side that is        High(Step 4) X        Wide(Step 5)

## Side and Box Pleat Construction

